



## LIFEBOAT & ASSEMBLY STATION



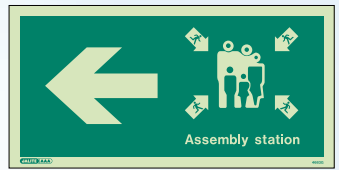
4690 G, 4690 L



4693 G, 4693 L



4680 G, 4680 L




4683 G, 4683 L




4699 G, 4699 L



4694 G, 4694 L




4688 G, 4688 L




4681 G, 4681 L



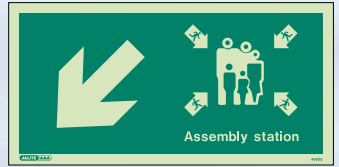
4691 G, 4691 L



4692 G, 4692 L



4684 G, 4684 L



4685 G, 4685 L



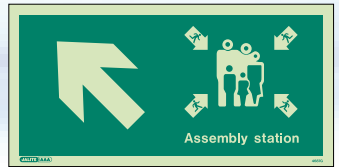
4695 G, 4695 L



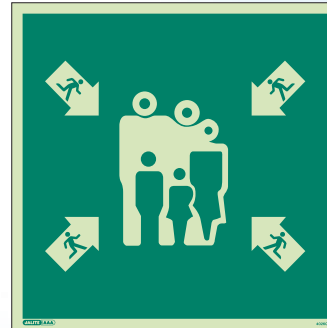
4696 G, 4696 L




4686 G, 4686 L




4687 G, 4687 L




4026 Q




4871 G



4410 Q



4621 G




4026 C

4871 P

### Assembly Station & Embarkation

Use letters or numbers to identify assembly or embarkation stations and place them on the right hand side of the safety sign.



4871 P  
4871 G

4872 P  
4872 G

4873 P  
4873 G


4874 P  
4874 G

4875 P  
4875 G

4876 P  
4876 G

4877 P  
4877 G

4878 P  
4878 G




4410 C


4621 P



4621 P  
4621 G



4622 P  
4622 G



4623 P  
4623 G



4624 P  
4624 G



4625 P  
4625 G



4626 P  
4626 G



4627 P  
4627 G



4628 P  
4628 G



4629 P  
4629 G



4620 P  
4620 G

Assembly Station has the same meaning as Muster Station. Assembly / Embarkation Stations should be identified with the appropriate sign with an identification number or letter on the right side of the sign. Direction to Assembly / Embarkation Stations can be marked using the Assembly / Embarkation sign with a Direction Arrow.



#### Sizes:

C: 150 x 150mm, G: 150 x 300mm, L: 100 x 200mm, P: 75 x 150mm, Q: 300 x 300mm

Please order as required, state: (V) for Self Adhesive Vinyl or (R) for Rigid PVC.